


WRITTEN STAGE BRIEFING

Welcome to stage 464_Canadian_046 My name is <name> and I am the CRO/RO for this stage.

464_Canadian_046 is a *18* round, *90* point, COMSTOCK Short course. There are 6 IPSC targets. The best *3* hits per cardboard target will score.

The start position is standing in the shooting area fingers touching XX's, Handgun is loaded and holstered. PCC start position is option 1 (loaded, chambered and safety on), barrel touching either of XX's.

Procedure is on the audible start signal, engage all targets from within the shooting area.





I Definitely Stole This From Tim

by Luke Elwood & Tim Herron

Scoring: COMSTOCK, Best 2 hits on cardboard.

Targets: 9 IPSC targets, 2 mini poppers

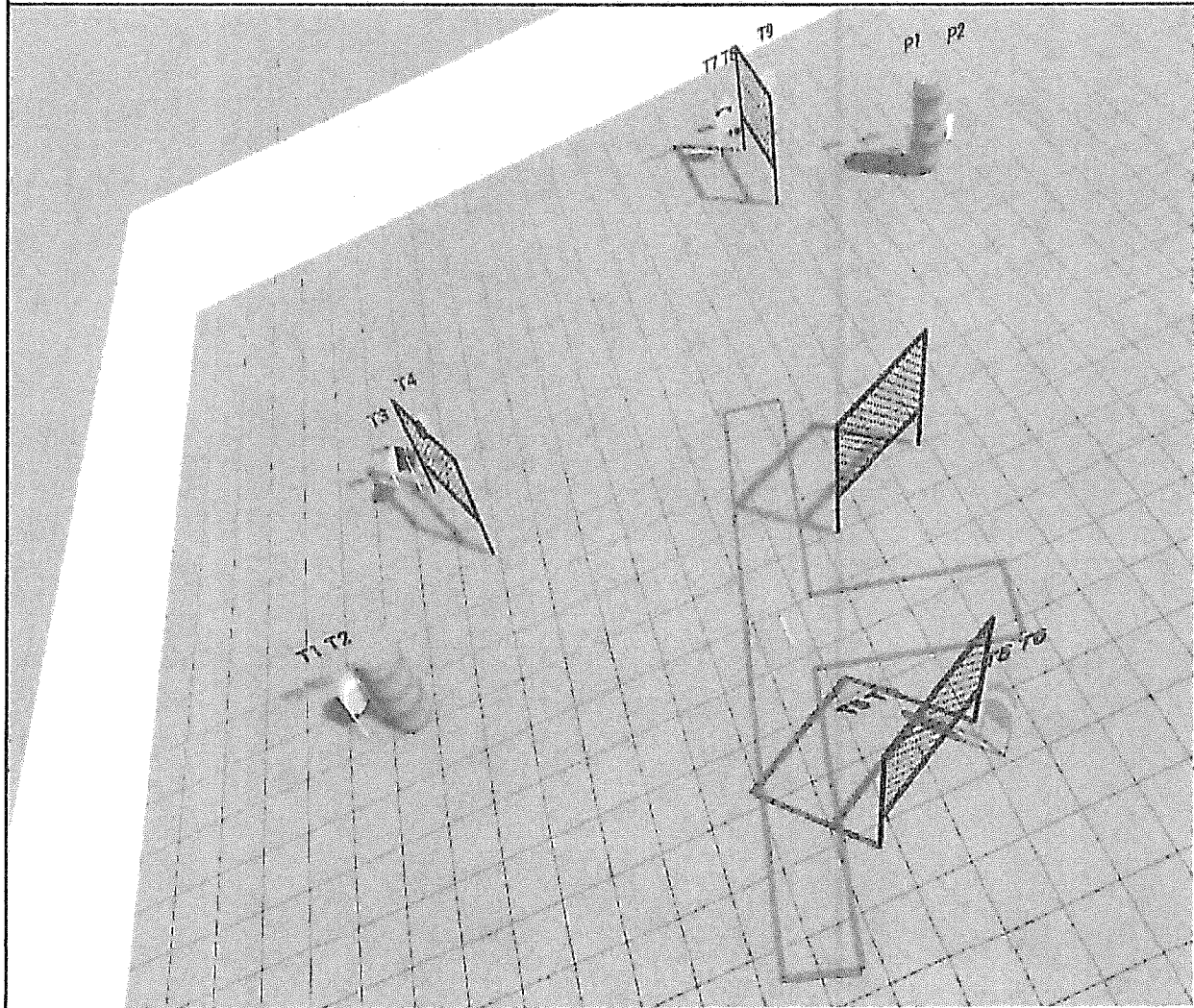
Rounds: 20

Start Position:

The start position is standing inside the shooting area, straddling the start stick, facing down range with wrists below belt. Handgun is loaded and holstered. PCC start position is stock on belt, safety on, muzzle pointing downrange

Procedure:

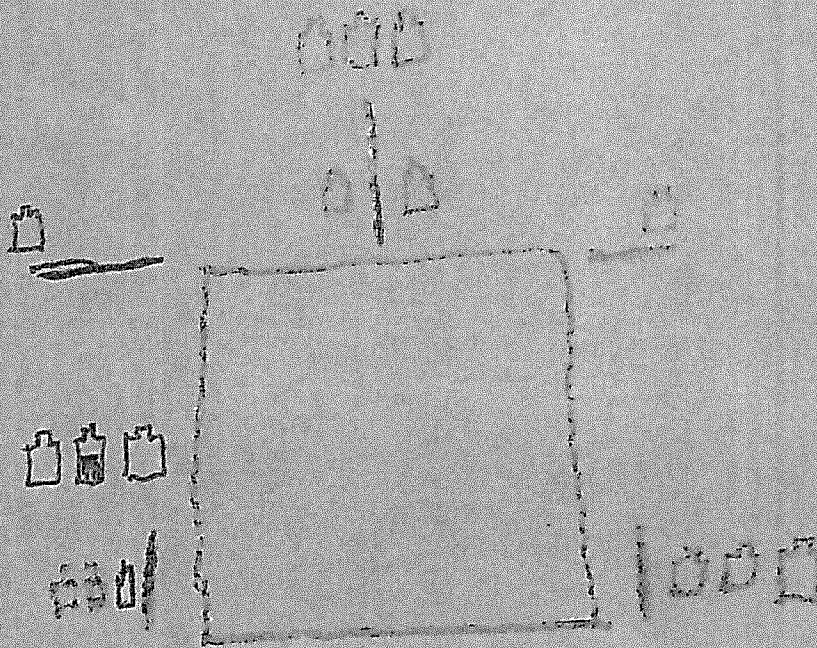
On the audible start signal, engage all targets from within the shooting area.



Generated using PractiSim Designer

Mr. Shackley!

Start anywhere
if targets 33 rounds



Stage 4 Range 7 Racks Poppers Paper

RULES: Practical Shooting Handbook, Latest Edition **COURSE DESIGNER:** Joe Moran

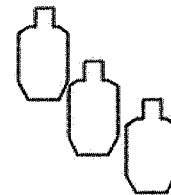
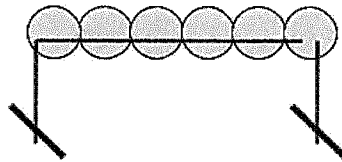
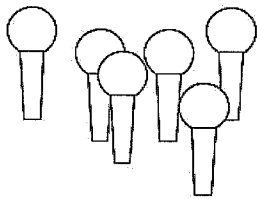
START POSITION: Feet in any box, handgun is loaded and holstered per 8.1.1, 8.1.2 PCC held with stock touching belt

STAGE PROCEDURE

On signal engage targets as they become visible from within fault lines. PP must be shot from Box A, Plates from Box B, Bill Drill From Box C

SCORING

SCORING: Comstock, 18 rounds , 90 points
TARGETS: 2 IPSC, 12 PP,
SCORED HITS: Best 6 per IPSC, steel down = 1A
START-STOP: Audible - Last shot
PENALTIES: Procedural. -10
 No-shoot hit. -10
 Miss. -10



A



B



C

Set up notes:

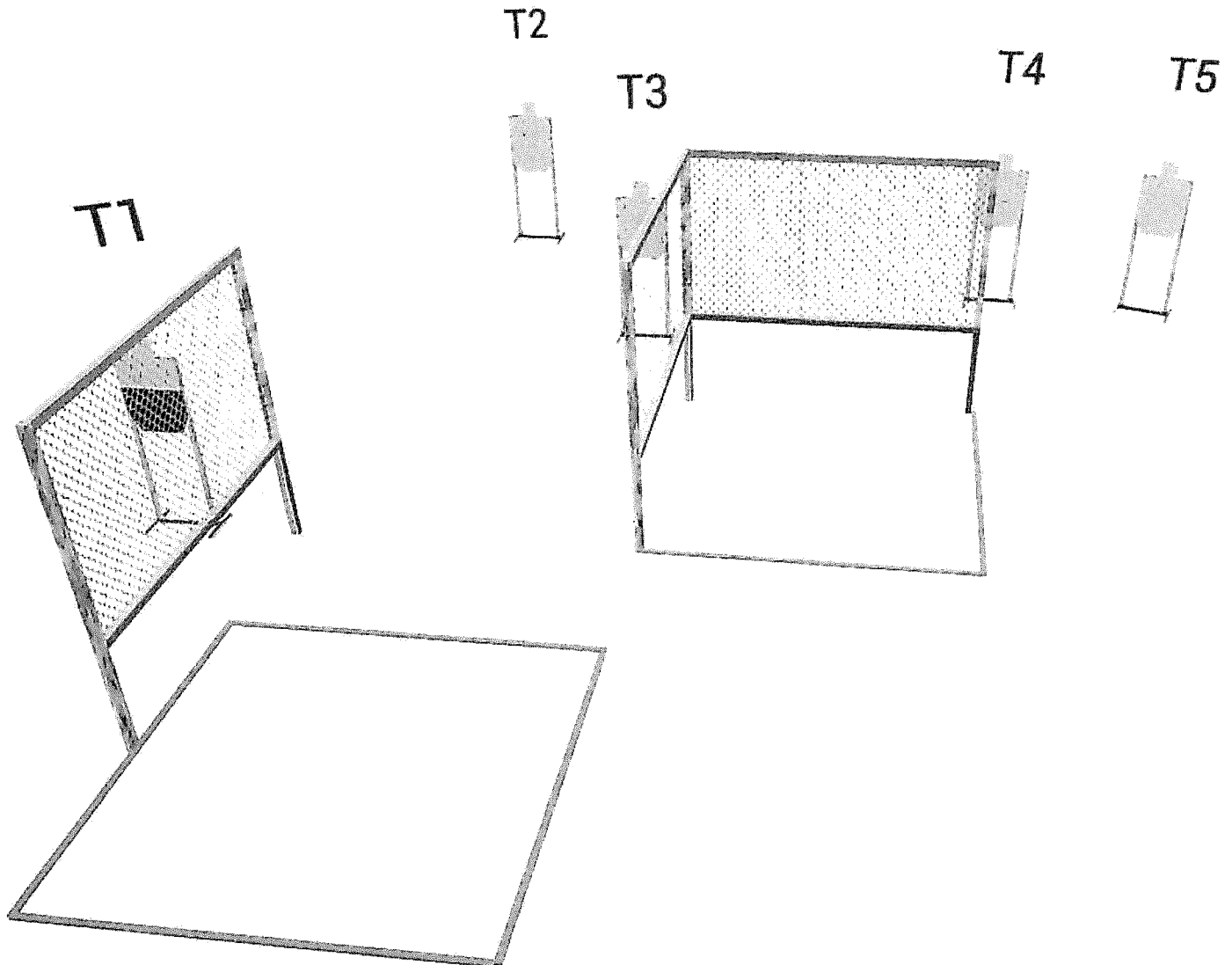
RO Notes:

RULES: USPSA Handgun Competition Rules

COURSE DESIGNER: Billy Barton

Stage Procedure

- SCORING:** Comstock, 10 rounds, 50 points
TARGETS: 5 USPSA Targets
SCORED HITS: Best 2 per USPSA Target
START-STOP: Audible - Last Shot
START POSITION: The **Handgun Start Position** is standing anywhere inside of the shooting area, wrists below belt. Handgun is loaded and holstered.
 The **PCC Start Position** is standing anywhere inside of the shooting area. Carbine is loaded with stock on belt.
 The **Make Ready** position is at the same location as the Start Position.
PROCEDURE: Upon the start signal, engage targets from within the shooting area.



Written Stage Briefing

CM 25-04 We Did Our Homework is a 10 round, 50 point Comstock Classifier course. There are 5 USPSA targets. The best 2 hits per target will score. The start signal is audible.

The **Handgun Start Position** is standing anywhere inside of the shooting area, wrists below belt. Handgun is loaded and holstered.

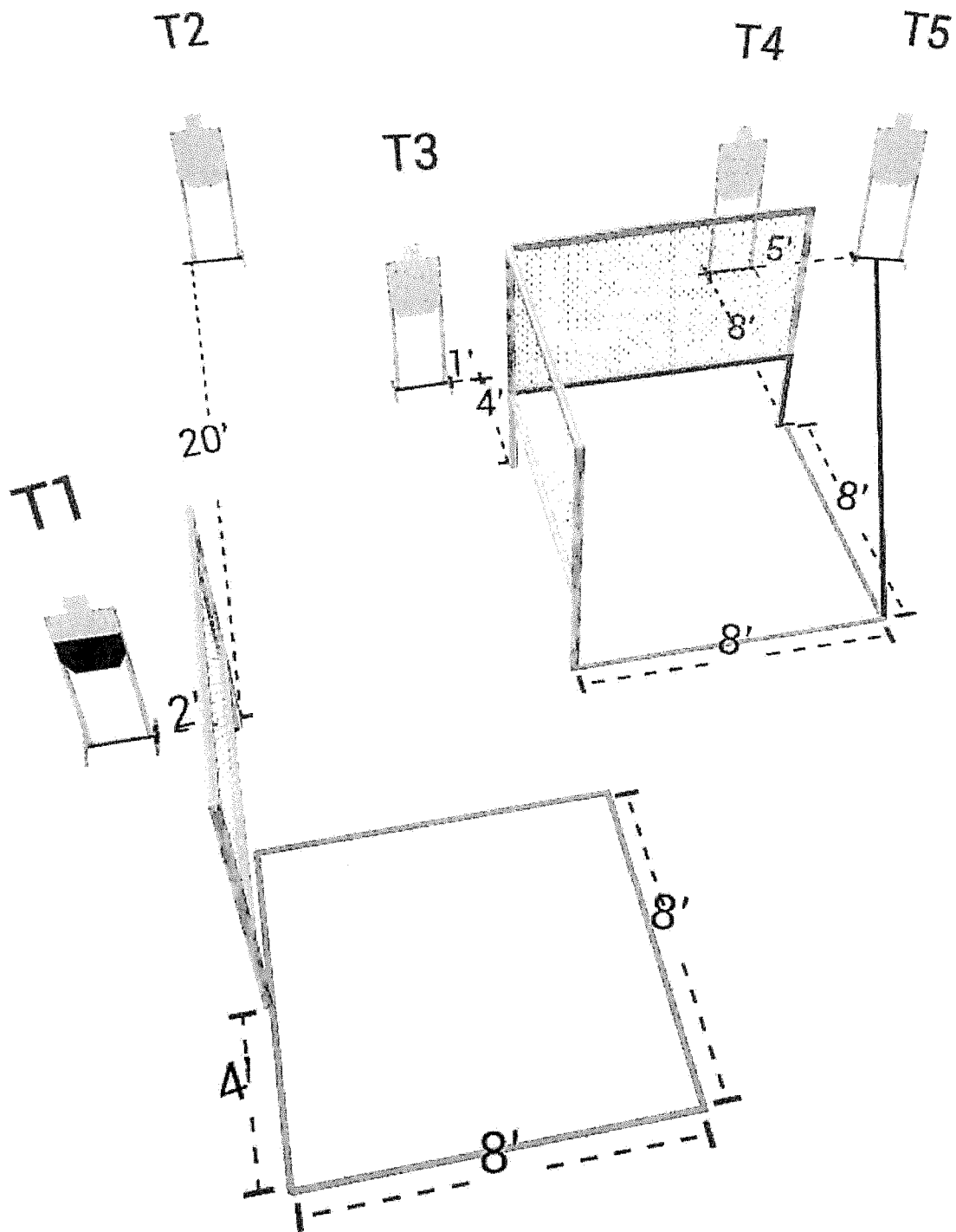
The **PCC Start Position** is standing anywhere inside of the shooting area. Carbine is loaded with stock on belt.

The **Make Ready** position is at the same location as the Start Position.

Upon the start signal, engage targets from within the shooting area.



Build Diagram



Build Instructions

Prop Inventory

Paper

USPSA Targets	Half Size USPSA	IPSC	Half Size IPSC
5			

Forward Falling Steel

USPSA	USPSA Mini	IPSC	IPSC Mini	Colt

Rear Falling Steel

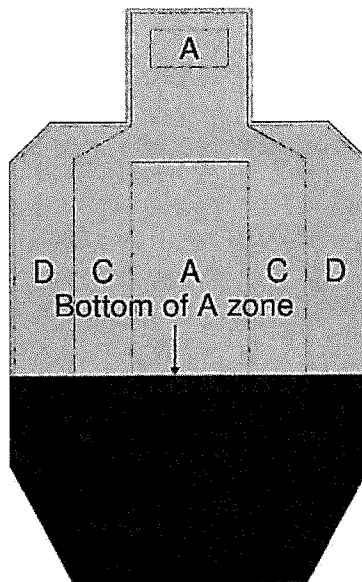
USPSA	USPSA Mini	IPSC	IPSC Mini	Colt

Environment Materials

8' Wall	4' Wall	Wall Stands	Target Stands	Target Sticks	Fault Lines
3		5	5	10	48'

Setup Notes:

All targets are 5ft to the shoulders. The Hard Cover on T1 aligns with the bottom of the A-zone.



T1 with Hard Cover

Stage Footprint:

- Width: 27 ft
- Depth: 32 ft
- Suggested Min Bay Size: 30 ft by 35 ft

